

# Warren Animal Shelter

## Statistics

2004 – 2007



## Warren Animal Shelter Statistics 2004

2004 data to inaccurate to complete statistics

total: 0

## Warren Animal Shelter Statistics 2005

245 animals came into shelter

240 animals out of shelter

5 animals still housed at shelter

Euthanized	14	6%
Treated and released	3	1%
Dead on arrival, or at shelter, etc	6	2%
Transferred to other facilities	4	2%
Returned to owners	62	25%
Adopted to new owners	151	62%
total:	240	98%
quarantine	6	2%
owner surrendered	121	49%

\* stats do not include wildlife

## Warren Animal Shelter Statistics 2006

235 animals came into shelter

217 animals out of shelter

18 animals still housed at shelter

Euthanized	18	8%
Transferred to other facilities	4	2%
Returned to owners	78	33%
Adopted to new owners	117	50%
total:	217	92%
quarantine	4	2%
rescue groups	11	5%
owner surrender	80	34%

\* does not include wildlife

## Warren Animal Shelter Statistics 2007

290 animals came into shelter

280 animals out of shelter

10 animals still housed at shelter

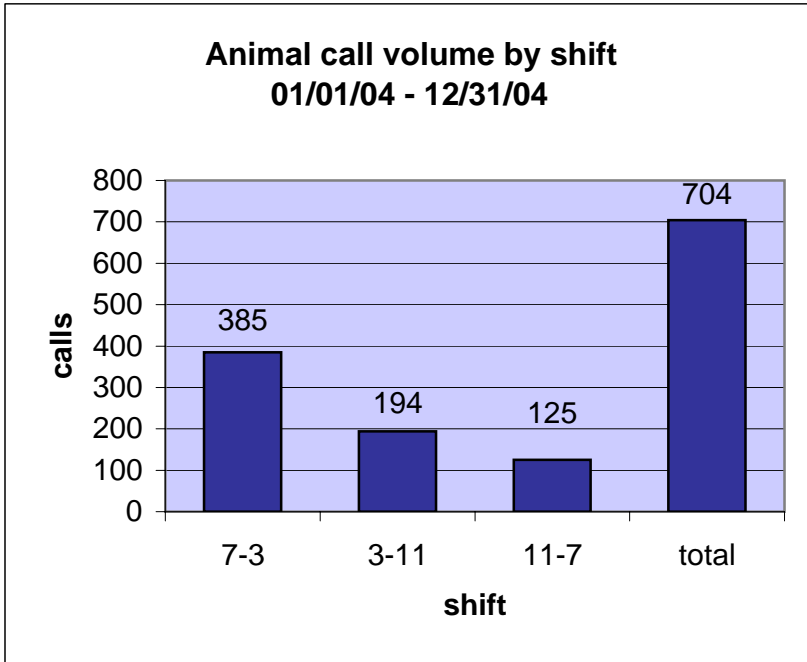
Euthanized	11	4%
Transferred to other facilities	12	4%
Returned to owners	92	32%
Adopted to new owners	152	52%
Died, other	13	4%
total:	280	97%

of those animals above:

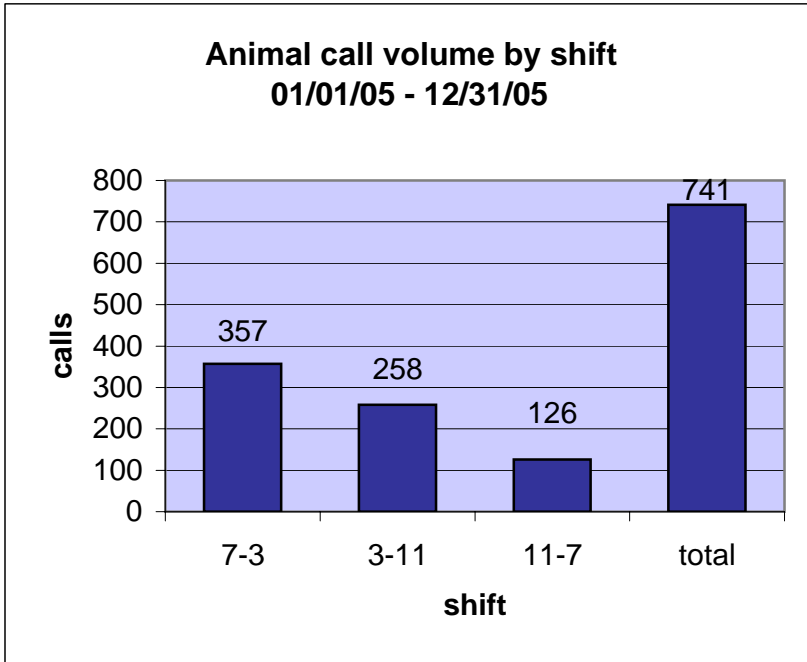
Quarantine	4	1%
Owner surrender	50	17%
Rescued - other shelters	47	16%
Abandoned at shelter	13	4%

\*does not include wildlife

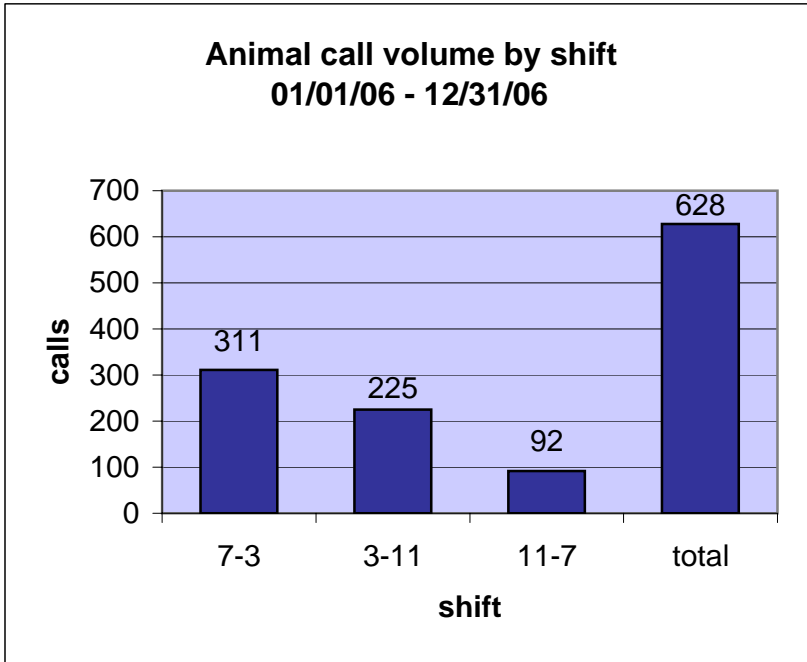
7-3	385
3-11	194
11-7	125
total	704



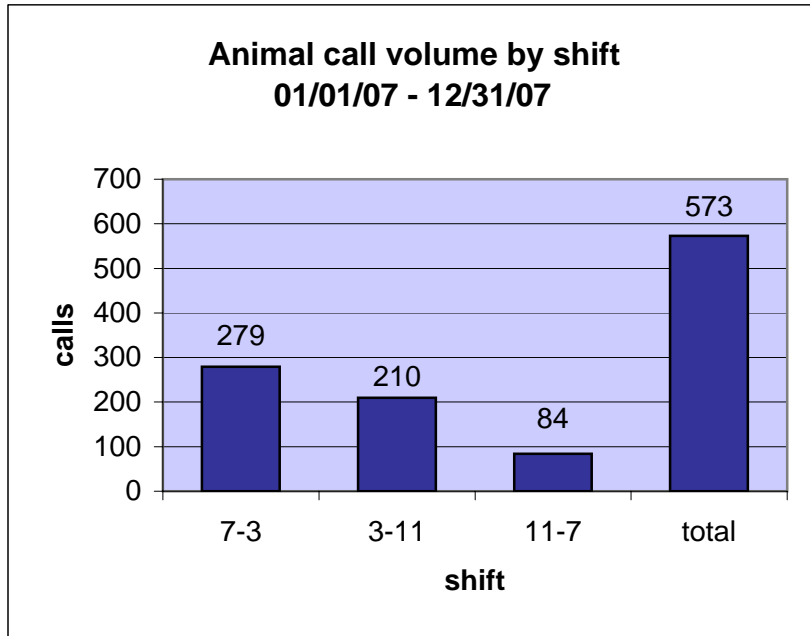
7-3	357
3-11	258
11-7	126
total	741



7-3	311
3-11	225
11-7	92
total	628



7-3	279
3-11	210
11-7	84
total	573

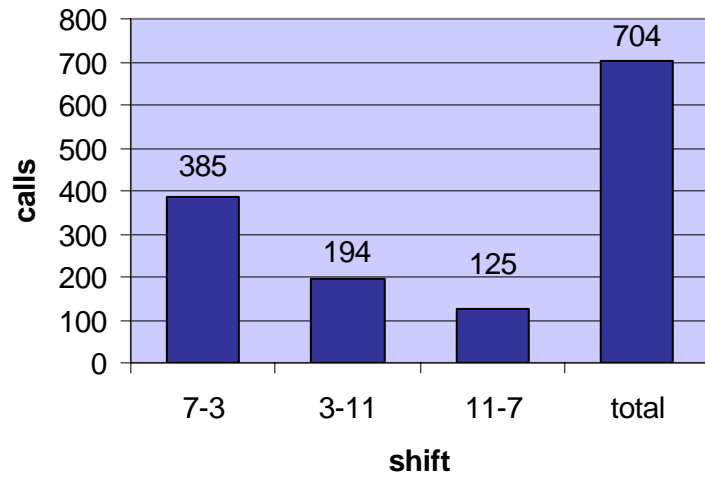


## Warren Animal Shelter Dog License Statistics

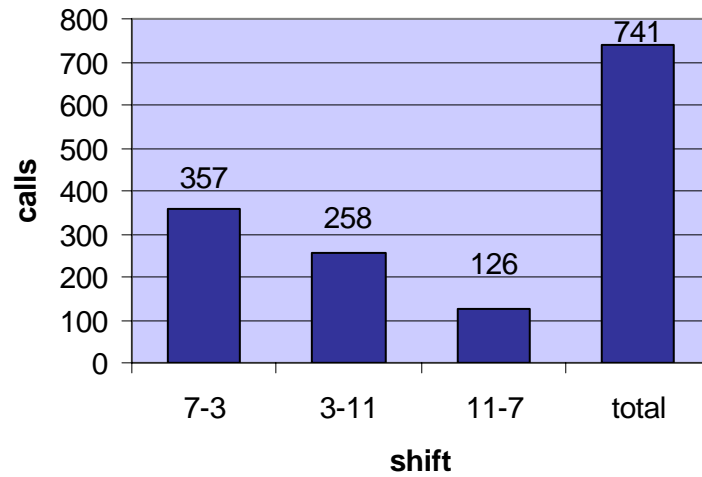
Dogs licensed in

2004	141
2005	161
2006	230
2007	354

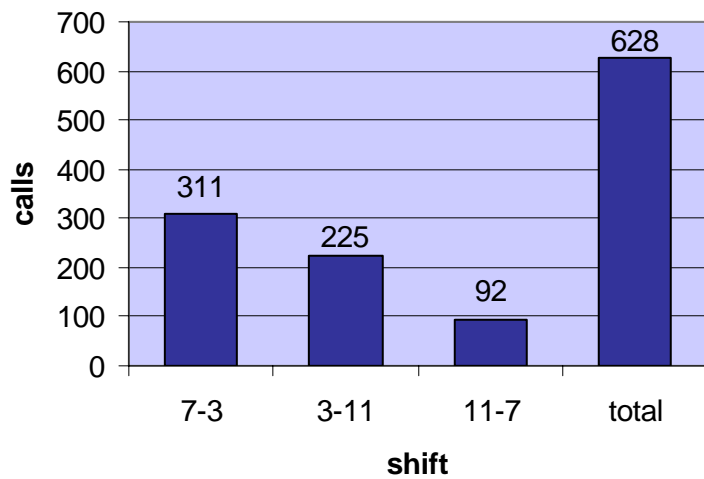
**Animal call volume by shift  
01/01/04 - 12/31/04**



**Animal call volume by shift  
01/01/05 - 12/31/05**



**Animal call volume by shift  
01/01/06 - 12/31/06**



**Animal call volume by shift  
01/01/07 - 12/31/07**

